



---

## **HANDWRITING- CHANGING THE FACE OF THE NATION**

**-An easy approach to individual personality development**

**K.Prasad**

Assistant Professor  
Annamacharya Institute of Technology & Sciences  
Rajampet;Andhra Pradesh

### **I.INTRODUCTION**

Handwriting is not just an activity but an art of hand depicting the moods and mentality of the people. The beautification of paper is possible through good handwriting. A legible handwriting is an eye comfort for any reader.

While running a school named “Tolstoy Farm” in South Africa Mahatma Gandhiji emphasized the need for good and neat handwriting which could indicate the progressive development of a student and an individual. In ancient times very little study was done on various aspects of handwriting. Today, with so many designs, concepts and considerations, the study of handwriting has become a science namely “Graphology”.

### **II.OBJECTIVE**

The objective in of the paper in the views of author is to push our nation named Developing India since from few decades to Developed nation named Developed India the great with today?s efforts to tomorrow. As stated by Swami Vivekananda there is nothing to do extraordinary things in building nation strong. The author of the paper got inspired by this statement and he renamed it as RRR policy. Truly the statement states as follows. “Reform the body; Reconstruct the mind, Regulate the way of Living then the country will become automatically strong and phosphorous.” In our journey to build nation stronger an individual must go after two imperative persona that shape very firstly an individual, as a perfect man. Those two important traits are Self analyzation and self realization. By having continuous look upon these two habits regularly in each and every task of a person ultimately leads to a well intellectually rationalized human being who only can contribute to himself and to the nation exactly in the right direction.



**Real Modulation:** In electronics and communication systems, modulation means changing the characteristics of carrier signal in accordance with the characteristics of message signal. If this definition of modulation is interpreted to us, then the following idea comes to us. We all know Dr. Y. S. Rajasekhara Reddy as the opposition leader and the most successful people's chief minister. Before he had not been as an opposition leader or the chief minister, he was not known to many. His name (weak signal) has been superimposed or associated on his profession designation (chief minister- strong signal) then he became well familiar to all of us and his every point came into focus. In such a way we all try to strengthen our name with their corresponding professional strengths. To do so, as we, the students, and our task is to study.

“The first duty of a student is to study”

Yes, of course, but study the issues, things or the content in observatory and analytical manner. For that we have to search for the underlying truth in it by self-questioning. So, question it, then you get it, but again question it then you will gain it

### III. PROPOSED METHOD

#### A. *Handwriting in brief*

Handwriting is not only just handwriting it is brain writing. If Face is the index of mind then why not our handwriting is the index of our personality? With this thought I started working on handwriting. In fact the education a infant starts with learning alphabets but most of us are not aware of the importance of alphabets.

To say, Handwriting is a forgotten science. The author of the paper is trying to put his efforts in his ability to reestablish the magnitude of handwriting. Truly speaking your handwriting is the written externalization of the vibrant activity going on inside you. This is the statement that greatly aggravated the author to plant his fanaticism in the science of handwriting. Justifying many theories and philosophies the basic block diagram produced here is an innovative expression of handwriting.

The following block diagram reveals the basic in-depth concept of handwriting. Initially it started from handwriting sample of a person and ultimately leads to the personality of an individual. Personality development in simple words to pronounce is the accumulation of the first impression and the next impression upon others. The below depicted blocks diagram explicitly express the following.

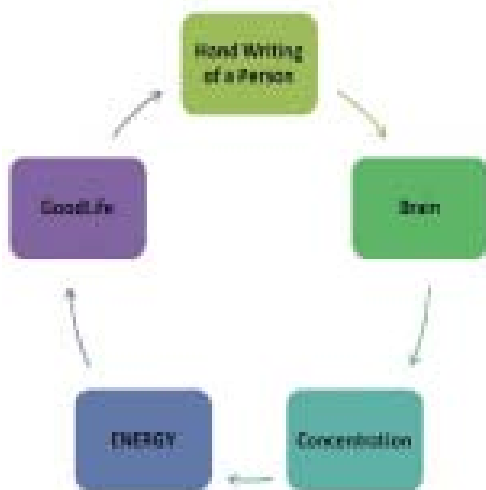


Figure 1: Handwriting cycle

Whatever we write on the paper, book or something is directly related to our brain. Unless and until brain send instruction to our hand it is not promoted to inscribe you on a platform. So it clearly says that our hand writing is influenced principally by our brain in which it is has levels of concentration of human being. One of the sayings of Swami

Vivekananda describe concentration levels of a person is nothing but his Energy. We all know that energy cannot be created or destroyed. With exxagation the author states that the energy can be exhibited in the form of enthusiasm and encouragement in numerous numbers of ways. Likewise exhibiting the energy in different form and in different ways by ones through following SA and SR rule i.e. self analyzation and self realization process then automatically one can enjoy his good life. This is the ultimate inner meaning of handwriting.

Again to be frank it has been proved that unless until individual development is achieved there is no nation development. Elaborately in telugu language it says that “Vyakthi nirmaanam jaragandhe jaathi nirmaanam jaragadu” Finally all roads of handwriting will passes to build strong nation. In the coming sections the importance of each alphabet and signatures and the related mindsets of the person are established. Finally it is been concluded by producing the full theme of the paper.



The main tool to any language is its alphabets or the letters. Letters are the heart of language. There are many techniques which tell us about personality. Handwriting is one of the techniques to analyze our personality. Handwriting is a part of personality. So change your handwriting and change your life. Handwriting does not see only the beauty of letter but it concentrates on the strokes in writing. Handwriting is one of the powerful means of communication. Good handwriting will help to get good marks and also to impress others. Apart from that handwriting is not just that. It is something more than that. You should know that your handwriting reveals all of your positive and negative qualities. It is possible to modify your personality by making few changes in your handwriting. In the process of writing the following factors are to be observed carefully.

- Handling of pen or pencil Positioning of letters Connections to letters Letter Zonings
- Line Spacing
- Letter Spacing Slant of letters Base line
- Page margins etc

Each and every factor has its own importance. Handle the pen very carefully with three fingers i.e. Thumb finger, index finger and the middle finger.

#### *B. Feature of handwriting*

Great master ***Dr. Sarvepalli Radha Krishnan*** words are as follows.

“Everything I know,  
All that I have learnt in my life, From my father,  
from my teachers, and  
from my experiences is waste, unless I pass it on to you “.

This confirmed me to communicate about this esteemed subject. A person's mind set can be studied through his handwriting.

#### **BRANCHES OF HANDWRITING:**

The branches of handwriting are Calligraphy, Graphology and Grapho-therapy.



**Calligraphy:** It is an art of producing beautiful handwriting. Calligraphy deals with the formation of lettering and the various proper ways for improvement of handwriting. You can develop various artistic letters through the study of calligraphy.

**Graphology:** It is the science of handwriting analysis. It helps in analyzing the mind set and the attitude of an individual based on his/her handwriting sample. Famous Graphologist stated that Handwriting is actually Brain writing.

**Grapho-Therapy:** It is behavioral modification tool which modifies and modulates your personality. Your personality can be improved by accepting some changes in the letters like Slants, Shapes, Sizes, Pressure of your handwriting.

Before studying the nature of a person let me introduce the features of handwriting.

1. **Holding the pen/Pencil:** Many students hold the pen with many different styles. Out of these various styles the exact way to hold the pen is only with the help of three fingers namely thumb, middle and index fingers. Each finger has its own importance. The thumb and the middle finger will aid as base to the instrument which we use. Whereas the index finger will help to have eye and hand coordination and also it acts like a driver who drags while writing.
2. **Positioning the letters:** This is an important feature to be noticed. Don't try to position your letters above or below the base line. But a slight higher than the base line is preferable since it brings an individual's imagination and energy level a bit closer.
3. **Suggestible handwriting:** In English basically there are three kinds of writing styles namely cursive, Semi cursive and Non cursive. Among these three scientifically suggestible writing is cursive writing. Through this cursive writing the stictivity or connectivity nature of a person is been continued. More over these types of persons are kind full to society and environment. The basic element for this cursive writing is the connections. Let practice these connections for good cursive handwriting.

**Zonings:** In English alphabets basically there are three zones, Upper zone letters, lower zone letters and middle zone letters. Only letter f is the peculiar letter which runs through all of the zones. Each zone implies something about a person. That is the

upper zone letters describe persons intellect, imagination, ambition and Spiritualization. This concept of zoning is clearly and explicitly shown in the following figures. The concept of zoning fully defines a persons attitude his utilization of energy levels and aims and ambitions. It also tells that where he is a performer or a dreamer.




Figure 2: Zoning




Figure 3: Representing zones

Middle zone letters describe routine actions and social work where as lower zone describe persons desires.

5. **Slant and Size:** One more key feature of handwriting is its direction of slant and size of letters. Observations say clearly that the small sized letters indicate that the person is having an attitude of fear in his mind, but tries to keep coordination between mind and body.
6. **Page margins:** One of the most important features of handwriting which al most describes the persons relation that is mainly his dependency over his family.



TYPE OF MARGIN	WIDE	NARROW
UPPER MARGIN	Modest, Formal, Reserved and Withdrawn to one self.	Informal, Direct, Lack of respect And Indifferent
LOWER MARGIN	Idealistic, Superficial, Aloof and Reserved.	Sentimental, Materialistic, Depressed Communicative and Fatigued.
LEFT MARGIN	Self Respect, Reserved and Courageous. "A late riser but faces life bravely".	Shy and Unsociable. Lack of spontaneity & good health. Depressed.
RIGHT MARGIN	Reserved and fearful of future. Oversensitive, Extravagant, Unrealistic and a poor mixer.	Love of travel, Unwise Thriftiness ".Ambivalent social attitude.

Table 1: Importance of margins

### SUGGESTED KIND OF HANDWRITING:

In English basically three different kinds of handwritings are observed. They are

1. Cursive handwriting
2. Semi-cursive handwriting
3. Non – cursive handwriting

The cursive handwriting is preferred for the following reasons.

In Non cursive handwriting you need to lift your hand after writing every letter and naturally consumes a lot of time, whereas Cursive handwriting saves your time.

As very less up and down movements are made at the wrist for cursive handwriting, hand does not get strained.

Cursive handwriting creates a better impression than non cursive or semi cursive handwriting.

### GOOD HANDWRITING TECHNIQUES:

- ∞ Hold the pen /pencil leaving the Cone shaped area at the tip of the instrument.
- ∞ Hold your pen/pencil with the middle, thumb and index fingers only.



- ☞ Always keep middle finger as a 'base' while you write.
- ☞ Place your book slightly bending towards left if you are right hander, slightly towards right if you are left hander.
- ☞ Place your hand parallel to the books direction.
- ☞ Move your hand along with the letters and words while writing on the book.

#### IV. DO'S AND DON'T'S

After making detailed discussion about the handwriting features it concludes that your "handwriting is written externalization of the vibrant activity going on inside you." So some does and don't's are also there in handwriting practice and they are accounted as follows.

- ❖ Do not grip the pen too hard
- ❖ Do not press the nib (tip) of your pen hard on the paper during writing
- ❖ And change your handwriting when you feel like it so practice all sorts of handwritings.
- ❖ Do not try to do all the handwritings in the world! just pick a few.
- ❖ Do not write letters in circular write them in oval based
- ❖ Do not extend the lower loop of alphabets
- ❖ 'y', 'g', 'j' as they show aggressive nature.
- ❖ The horizontal stem of letter 't' should not be extended sharply at the edge.
- ❖ Letter 't' must be well balanced.
- ❖ Always bend the letter to right.
- ❖ Keep at least a distance of 25 to 30cms distance from the eye to the book which we write.
- ❖ Don't drag the lower loop of letter 'j', 'g' since they reveals the depression.
- ❖ Similarly don't extend the upper stem of letter 'l' since it gives Superior nature.



- ❖ Must show the differences between the all the three different zone letters.
- ❖ Don't write the entire three different zone letter only in the middle zone, it shows that you are too selfish that you don't bother about others as your work completes.

## LETTERS SAY ABOUT YOUR PERSONALITY

The formation of each letter tells us about the writer's characteristics and personality may be positive or negative. Graphology, or Handwriting Analysis, is a science like any other study of the human condition.

The analysis of the strokes of a letter by a certified Graphologist **reveals very specific traits in a person's character**; they can be Interpreted to find out more about your personality, to see if another person is a compatible lover or if they will make a suitable employee and much more.

Handwriting is controlled in the same area of the brain where the personality is formed. Up to 40 different elements of your handwriting are measured, assessed, analyzed and compared; each symbol is then interpreted as a personality characteristic. Because no two handwritings are alike, just as no two people are alike, **every handwriting is as unique as a fingerprint.**

**“HANDWRITING IS THE PSYCHOLOGICAL IMPRINT OF AN INDIVIDUAL”**

### The letter A. a.

If the letter 'a' is well formed and easily read it means the writer has good communication skills. When the letter 'a' is complex with curls, twists and knots then the more indirect the writer is in their communication with other people.

The concept that is shown by letter 'a' is shown exactly by the following figure. As it indicates the good communication skills.



Figure 4: Indicating Communication skills.



---

### **The letter B.b.**

This is the first two-zone letter in the alphabet. It contains an upper zone and a middle zone. The upper loop should be about twice the height of the curved middle zone. The higher the upper loop the more idealistic the writer. When the upper loop is also wide the writer is able to express their thoughts fluently. The middle zone will say about the writers willing to believe anything or anyone (gullibility) quality. When the letter 'b' is closer to printed formation, the more able the writer is to use imagination and originality.

### **The letter C.c.**

A well- formed 'c' shows the writer is a good communicator. It also indicates that there would be a healthy give and take in any relationship with this writer.

### **The letter D.d.**

The letter 'd' stem is checked mainly for height and the size of the loop. If the stem of the 'd' is two times higher than the lower zone, whether it is looped or not, it shows an idealist. The shorter the stem of the 'd' the writer is the more lacking in confidence.

### **The letter E.e.**

When the letter 'e' has a closed form it shows secretiveness. If its form is open it shows the writer has a willingness to communicate with others.

### **The letter F.f.**

This is the first letter in the alphabet to cover all three zones: upper, middle and lower. The upper loop of 'f' stands for articulation, communication and idealism. The lower loop shows the writer's physical drive.

### **The letter G. g.**

'G' is also a two- zone letter. It is written in the lower zone and the middle zone. If the lower zone is formed with a straight line downward it shows the writer is independent and confident.

### **The letter H.h.**

The letter 'h' is an upper and middle zone letter. A high wide upper loop



indicates a love of talking in the writer. If the hump on the 'h' is sharp it shows alertness.

### **The letter I.i**

An 'i' without a dot is a sign of *absentmindedness*. The dot that flies high above the 'i' shows *imagination*. When the dot on the 'i' is made like a circle it shows an *artistic personality*.

However if the rest of the writing does not show artistic tendencies then the open dot usually indicates a sign of (a type of behavior which is un natural but is intended to impress others) affectation and ( a false show) pretense.

### **The letter J.j.**

The letter 'j' can be read like the letter 'i' with regards to the dot above it. If the dot is missing the writer is forgetful.

### **The letter K.k.**

The letter 'k' is one of the most *complicated letters* in the alphabet. The upper loop combines with a middle zone formation. Only writers who are careful and interested in clarity will form the letter 'k' accurately. The writer with a 'k' that looks like an 'h' wants to communicate but tends to be impatient if the listener does not understand the writer at once.

### **The letter L.l**

This is one of the *simpler letters* of the alphabet. If the loop is high and narrow the writer is *idealistic*. When the loop is wide and round the writer is a *good talker*.

### **The letters M.m. N.n.**

If the 'm' or 'n' look like a 'u' or 'w' and the tops are pointed it indicates drive, intelligence and alertness. These writers can also sometimes be using few words rude (*brusque*) in their manner.

### **The letter O.o.**

The 'o' that is well formed and closed represents *an honest person*. The 'o' that is open at the tops shows a person who is friendly and likes to talk.



---

### **The letter P.p.**

A letter 'p' with a very short stem shows a writer who is a person that does not give easily. The printed 'p' is a *sign of intellect*. A very large loop at the bottom of the 'p' shows a *writer that enjoys physical pleasures and activities*.

### **The letter Q.q.**

This is a two- zone letter. A straight upper loop shows intelligence. A looped lower loop shows physical activity.

### **The letter R.r.**

The letter 'r' that has no points shows the writer has no interest in matters that do not directly concern them. The rounded 'r' shows an easygoing person who is not particularly observant. The angular formation of the letter 'r' shows a person who has a *sharp mind* and is *observant*.

### **The letter S.s.**

The writer who has a tight closed 's' is *secretive*. A sharp pointed 's' shows good communication skills, alertness and an inclination towards finances.

### **The letter T.t.**

There are so many ways of writing the stem and the cross bar of letter 't'. The 't' that looks like a star shows the writer has a *strong sense of responsibility*. The cross bar that slants upwards *shows ambition in the writer*. A high cross bar rising away from the stem to the right is an indication of leadership qualities and intelligence.

### **The letters U.u V.v..**

These letters tell us of the writer's ability to communicate. If they are well formed and open the writer is friendly and outgoing.

### **The letter W.w.**

The letter 'w' written wide and open indicates an open personality.

### **The letter X.x.**

When the letter 'x' is printed it shows mental maturity of the writer. When the 'x' has a cross stroke, made in reverse, going to the left, it indicates the writer is still



---

*resenting a past occurrence.*

### **The letter Y.y**

The lower loop of the 'y' shows the *writer's physical orientation*. A lower loop that is long and narrow is a sign of materialism. A 'y' formed with no loops, just a straight line down shows independence.

### **The letter Z.z**

A 'y' shaped 'z' shows an argumentative trait in the writer. If the letter is shaped like a '3' with the end stroke extended to the left **it shows an emotional tie to the mother.**

This is just a brief outlook into the meaning behind each letter. With this idea, Why not get to know yourself, friends, partner, lover and co-workers better. There by if necessary suggest to you and to your friends, and co workers for suggestible modifications to lead BETTER LIFE.

## **V. HANDWRITING TRAIT'S**

The dictionary meaning of Trait is an element in personality or a distinguishing characteristic. Trait names were chosen by **Stephen Bongiovanni** with regard to the founders of graphology and recognizing the fine line between sharing ideas of others and original concepts. The trait name identifies a graphic indicator with its descriptive behavior. The following are the few trait types in handwriting samples.

- o Middle, lower and upper area loops and circles
- o Stems
- o Middle area patterns
- o Baseline direction and line spacing Line or stroke quality
- o Baseline upstroke slant Size and space
- o Stroke finals Initial strokes
- o T-bars and i-dots

One of the example of letter 't' is shown as follows. It gives details about letter 't' which says that the person is lair, irritated, postponement minded, self controlled, balanced, sensitive, dominated, low self esteem, high self esteemed person and so on.

Not only the letter

?t? explains so but also all alphabets in English have their own importance and explains other various characteristics of the person.



Figure 5: Showing the various traits of letter „t“




Figure 6: Indicating Irritation

## VI. GRAPHOLOGY OF SIGNATURE

To the expert Handwriting Analyst, your signature often contains a one- line autobiography, so intimate and truthful that it could make many people blush.

In just one stroke of your pen, you can accurately convey:

- ☞ Your perspective of the world
- ☞ How you would want to be seen by others
- ☞ Your social attitudes and norms
- ☞ How someone would relate to you as a friend, lover, employer or employee.

### The Meaning of the Size of a Signature

The size range of signatures is enormous, with variations from:

- ☞ Small, overcrowded, and stuck in one corner of a page
- ☞ Bold, scribbled and sprawling across a page

Then of course, everything in between•c..the variety is endless.

### The Large r than Ave rage Signature

The size of the signature tells us a lot about how people see themselves in the self-importance stakes and their standing in the scheme of things. In the final analysis,

it says just one thing: your level of self-esteem.

### **Emphasis on the MIDDLE INITIAL or NAME**

When the middle initial or name is included in the signature, a sense of personal pride is demonstrated. It's a rather formal way of presenting oneself.

### **Signature size in relation to other writing:**

#### **Same...**

When you come across a signature that's the same size as the body of the handwriting, then that person is exactly what they claim to be • genuine • the real thing.

#### **Smaller than the average...**

If the signature is much smaller than the rest of the handwriting, the writer is humble, modest, and doesn't want to call attention to themselves. However, beware, because could be used as a ploy to mislead people and allow the writer to promote their own agenda.



Figure 6: Signature of Adolf Hitler

### **If the signature is enclosed in a circle:**

The writer is effectively shielding themselves from the world. This person is building a wall of secrecy and protection, but will quickly withdraw into a shell when they feel threatened or vulnerable.

### **When the signature ends with a full stop:**

The writer is effectively “closing” with a final statement on the subject • no more discussion • matter closed. To say in telugu



( Nenu Seetaiah evari maata vinanu, matter over ). It often shows that the person exercises caution and perhaps a lack of trust.

There is abundant evidence that your signature is a clear display of our personality and because it is in public view, it follows that it is on it's best behavior and exhibits all that we WANT to be.

The following are some descriptions about various signature types.

### **Single underline below the sign**

These persons are very confident and are good personalities. They are a little bit selfish but believe in "Happiness of human life"

### **Two dots below the sign**

These persons are considered to be Romantic, can easily change their fiancées as if they change their clothes. They prefer beauty in other persons & they themselves try to look beautiful. They easily attract others.

### **Single dot below the sign**

These persons are more inclined towards classical arts, simple & are very cool. If you loose faith with them, then these persons will never look back at you. Hence its always better to be careful with these people.

### **No underlines or dots below the sign**

These persons enjoy their life in their own way; never pay attention to others views. These are considered to be good natured but are selfish too.

### **Random sign, no similarity between name & sign**

These persons try to be very smart, hide each & every matter, never say anything in straight forward manner, never pay attention to the other person of what he is talking of.


### **Random sign, similarity between name & sign**

These persons are considered to be intelligent but never think. These people change their ideas & views as fast as the wind changes its direction of flow. They never think whether that particular thing is right or wrong. You can win them just by



flattering them.

Practice the seven basic strokes for getting good English capital letters.



## VII. CONCLUSION

Finally it is concluded that there finds relation and coordination between the mindset of a person and his related handwriting. So try have fine and beautiful handwriting there by beautiful mind set which must support for our individual personality development and automatically contribute our self in reconstructing our nation in smooth and right direction for bright future.

For a Better Society the relations between the people must be in healthy and smooth manner. To attain good relation with one another I follow and submit the following policy.



### “Complete Criticis m Compleme nt”

I named it triple C (CCC) policy. First keep a fine complement to others in any aspect, then make constructive criticism of that issue and then conclude with final overall complement.

For a Better society one should be Right, then how could one be Right. According to me It is very simple, keep our mind right i.e **“If my mind is right then I am Right”** then How to keep my mind right? It is too simple just follow this suggested way.

1. Take Good Food
2. Do Association with Environment & society
3. Do Self Study

#### REFERENCES

- [1] Graphology- a program broadcasted in R TV channel
- [2] [www.google.co.in](http://www.google.co.in)
- [3] [www.wikipidea.co m](http://www.wikipidea.co m)
- [4] [www.walterware.co m](http://www.walterware.co m)
- [5] [www.marcseifer.co m](http://www.marcseifer.co m)
- [6] [www.aryabhatt.com/graphology/index.ht ml](http://www.aryabhatt.com/graphology/index.ht ml)
- [7] [www.2020site.org/writing/history](http://www.2020site.org/writing/history)
- [8] [www.personality100.co m](http://www.personality100.co m)
- [9] [www.customsolutions.us/positioning](http://www.customsolutions.us/positioning)
- [10] [www.easyscript.com](http://www.easyscript.com)
- [11] [yourtotalhealth.ivillage.com](http://yourtotalhealth.ivillage.com)
- [12] [www. Elaine Quigley.co m](http://www. Elaine Quigley.co m)
- [13] my school teachers teachings
- [14] [elainequigley@t iscali.co.u k](mailto:elainequigley@t iscali.co.u k)
- [15] key words in google:



- [16] [www. New A merican cursive.co m](http://www.NewAmericanCursive.com), [Google](http://Google.com) handwriting samples, [My handwriting.co m](http://MyHandwriting.com), [www. factoidz.co m](http://www.factoidz.com), [The tantalizing-secretes](http://TheTantalizingSecrets.com)
- [17] Penmanship of handwriting
- [18] The art of flourishing
- [19] Graphology school of India
- [20] [Lindagrimes.com](http://LindaGrimes.com)